

EUROfase
HEATING



Step Outside with Eurofase



EurofaseHeating.com

Table *of Contents*

About Us	pg. 5
Why Infrared	pg. 7
Heaters	
1500W	pg. 8
4000W	pg. 10
5000W	pg. 12
6000W	pg. 14
Décor Plates	pg. 16
Custom	
Laser Cutting	pg. 18
Color	pg. 19
Mounting	
Flush Mount	pg. 20
Pole Mount	pg. 21
Controls	
Control Box	pg. 23
Timers/Dimmers	pg. 25
Switches	pg. 26
Lighting	pg. 28
Think Pad	pg. 30
Warranty	pg. 31

Bring the warmth of inside *outside*

The right combination of functionality and aesthetics of an Eurofase Heating heater can transform any outdoor space into a welcoming and cozy area, providing you a lifestyle experience. Our heaters are exceptionally precise and versatile. Eurofase Heating makes it easy for you to stay warm while enjoying your outdoor experiences.



Step Outside with Eurofase.





“
We are designers,
entrepreneurs, strategists,
and awkward dancers.
”

Alyson Martin, Director of Marketing

Welcome to Eurofase Heating – the newest member of the Eurofase family!

For the past 30 plus years, contractors, architects, and designers have relied on Eurofase as their go-to brand for providing a diverse selection of high-quality, innovative products for both residential and commercial applications. Known for our aesthetic appeal, stellar performance, and long-lasting quality, the introduction of Eurofase Heating has expanded our reach to now include patio heaters.

As a natural extension to Eurofase, Eurofase Heating is the perfect addition to complete every outdoor space. We invite you to learn more about Eurofase Heating products in this catalog, or by visiting us online.

Eurofase Heating – Step Outside with Eurofase



Where *comfort & design* meet outdoor living.

At Eurofase Heating, we pride ourselves on developing products that meet the highest quality and safety standards while at the same time keeping our eyes on the latest architectural trends to ensure that our products bring added function and form to your space.

Imagine investing in patio furniture, a BBQ grill, or any other expensive outdoor furnishings but not being able to enjoy your space all year round because of weather constraints. Forced air heating systems can be ineffective in outdoor spaces, which may lead you to use structures such as fire pits. Although beautiful, its inability to heat large spaces or have ease of control may create more strife than pleasure.

What is the *best solution* you may ask?

Step Outside with Eurofase



At Eurofase Heating, we choose *infrared!*

Infrared heaters produce a clean, and safe ray of light that only affects the objects, warming it but not the air around it. This creates an instant sensation of warmth. Heat produced by infrared is evenly distributed without interference from surrounding elements such as drafty or windy conditions.

F E A T U R E S



Instant Heat



No Greenhouse Gases



Silent Operation



Indoor/Outdoor



No Ventilation Required



Low Maintenance



Eurofase Heating has an ideal approach to keep you warm. Infrared heaters instantly distribute heat evenly without having to worry about ventilation requirements or wind conditions. These silent heaters enable you to enjoy quality time with friends and family indoor or outdoor. Eurofase Heating helps create a safe and sustainable space for yourself and your loved ones!

**FUN
FACT**


*Did
you know?*

Behind the Name:


Light rays that are below red in the spectrum are not visible to the human eye but have the highest temperature of all the colors. That light is known as "Infra (below) Red".

1500W

39" ELECTRIC SINGLE QUARTZ ELEMENT HEATER



Stainless Steel
EF15120S




Black
EF15120B



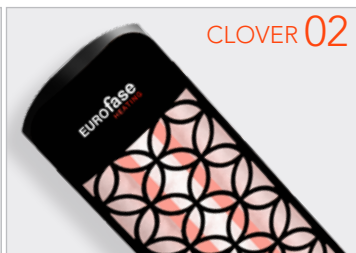
*1500W heaters can be hardwired by a licensed electrician or utilize a 3-prong power cord sold separately.

DÉCOR PLATES




CHEVRON 01

Color Options




CLOVER 02

Color Options




MASON 03

Color Options



ASTRA 04

Color Options



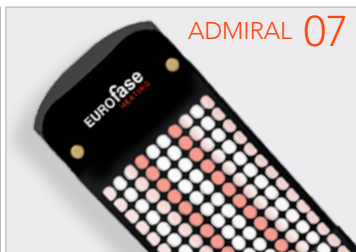
BRIX 05

Color Options



STELLA 06

Color Options



ADMIRAL 07

Color Options

Step Outside with Eurofase



Heat Coverage Area: **5'x6'** (30 sq.ft.)

Wall & Ceiling Mount

A variety of mounting options are available including ceiling, wall and flush mount.



Eurofase Heating heaters will fit any application with minimal clearance required.



Mounting Height: **6'-8'**
Mounting Angle: **30°/45°**



A REFERENCE GUIDE TO YOUR CONFIGURATION


EXAMPLE OF AN ORDERING CODE:

1500W + 120V + BLACK FINISH + DECOR PLATE #04 COMBO = **EF15120B4**

SERIES	CODE	VOLTAGE	CODE	FINISH	CODE	DECOR PLATE
1500W	EF15	120V	120	STAINLESS STEEL	S	1
				BLACK	B	2
						3
						4
						5
						6
						7

4000W

39" ELECTRIC DUAL QUARTZ ELEMENT HEATER



Stainless Steel
EF40240S




Black
EF40240B

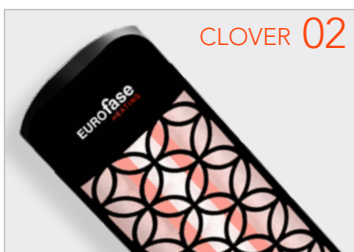


White
EF40240W


DÉCOR PLATES




Color Options




Color Options




Color Options




Color Options



Color Options



Color Options



Color Options

Step Outside with Eurofase



Heat Coverage Area: **8'x10'** (80 sq.ft.)

Wall & Ceiling Mount


A variety of mounting options are available including ceiling, wall and flush-mount.



Mounting Height: **8'-12'**
Mounting Angle: **30°/45°**



Eurofase Heating heaters will fit any application with minimal clearance required.



A REFERENCE GUIDE TO YOUR CONFIGURATION


EXAMPLE OF AN ORDERING CODE:

4000W + 208V + BLACK FINISH + DECOR PLATE #02 COMBO = **EF40208B2**


SERIES	CODE	VOLTAGE	CODE	FINISH	CODE	DECOR PLATE
4000W	EF40	208V	208	STAINLESS STEEL	S	1
5000W	EF50	240V	240	BLACK	B	2
6000W	EF60	277V	277	WHITE	W	3
		480V	480			4
						5
						6
						7

5000W

39" ELECTRIC DUAL QUARTZ ELEMENT HEATER



Stainless Steel
EF50240S




Black
EF50240B




White
EF50240W


DÉCOR PLATES




Color Options




Color Options




Color Options




Color Options



Color Options



Color Options



Color Options

Step Outside with Eurofase

Heat Coverage Area: **9'x10'** (90 sq.ft.)

Wall & Ceiling Mount

A variety of mounting options are available including ceiling, wall and flush mount.



Eurofase Heating heaters will fit any application with minimal clearance required.



Mounting Height: **8'-12'**
Mounting Angle: **30°/45°**



A REFERENCE GUIDE TO YOUR CONFIGURATION


EXAMPLE OF AN ORDERING CODE:

5000W + 277V + STAINLESS STEEL FINISH + DECOR PLATE #01 COMBO = **EF50277S1**

SERIES	CODE	VOLTAGE	CODE	FINISH	CODE	DECOR PLATE
4000W	EF40	208V	208	STAINLESS STEEL	S	1
5000W	EF50	240V	240	BLACK	B	2
6000W	EF60	277V	277	WHITE	W	3
		480V	480			4
						5
						6
						7

6000W

61" ELECTRIC DUAL QUARTZ ELEMENT HEATER



Stainless Steel
EF60240S



Black
EF60240B




White
EF60240W

DÉCOR PLATES



CHEVRON 01

Color Options




CLOVER 02

Color Options




MASON 03

Color Options




ASTRA 04

Color Options




BRIX 05

Color Options



STELLA 06

Color Options



ADMIRAL 07

Color Options

Step Outside with Eurofase

Heat Coverage Area: **11'x11'** (121 sq.ft.)

Wall & Ceiling Mount

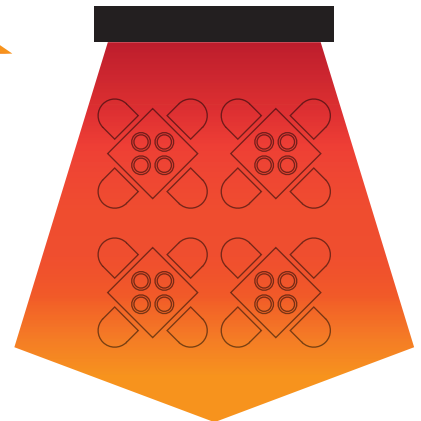
A variety of mounting options are available including ceiling, wall and flush mount.



Eurofase Heating heaters will fit any application with minimal clearance required.



Mounting Height: **8'-12'**
Mounting Angle: **30°/45°**



A REFERENCE GUIDE TO YOUR CONFIGURATION

EXAMPLE OF AN ORDERING CODE:

6000W + 480V + WHITE FINISH + DECOR PLATE #02 COMBO = **EF60480W2**

SERIES	CODE	VOLTAGE	CODE	FINISH	CODE	DECOR PLATE
4000W	EF40	208V	208	STAINLESS STEEL	S	1
5000W	EF50	240V	240	BLACK	B	2
6000W	EF60	277V	277	WHITE	W	3
		480V	480			4
						5
						6
						7

Décor Plates

COLOR LEGENDS

- Black
- White
- Stainless Steel
- Any RAL color

*Any RAL color available for most décor plates.
Refer to page 19.



CLOVER 02

- 39" ● EF39DCS2 ● EF39DCB2 ○ EF39DCW2
61" ● EF61DCS2 ● EF61DCB2 ○ EF61DCW2



MASON 03

- 39" ● EF39DCS3 ● EF39DCB3 ○ EF39DCW3
61" ● EF61DCS3 ● EF61DCB3 ○ EF61DCW3



CHEVRON 01

- 39" ● EF39DCS1 ● EF39DCB1 ○ EF39DCW1
61" ● EF61DCS1 ● EF61DCB1 ○ EF61DCW1

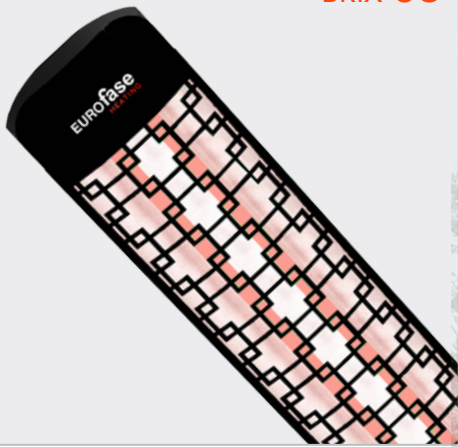


ASTRA 04

- 39" ● EF39DCS4 ● EF39DCB4 ○ EF39DCW4
61" ● EF61DCS4 ● EF61DCB4 ○ EF61DCW4

*Note that Décor plates should not be used with the flush mount kit.

BRIX 05



39" ● EF39DCS5 ● EF39DCB5 ○ EF39DCW5

61" ● EF61DCS5 ● EF61DCB5 ○ EF61DCW5

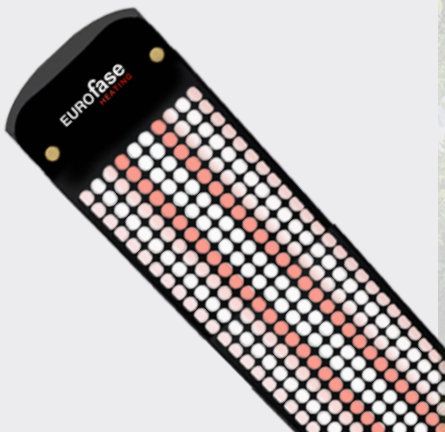
STELLA 06



39" ● EF39DCS6 ● EF39DCB6 ○ EF39DCW6

61" ● EF61DCS6 ● EF61DCB6 ○ EF61DCW6

ADMIRAL 07



39" ● EF39DCB7

61" ● EF61DCB7





We do *custom*

At Eurofase Heating, we aim to provide you with purposeful products that will add more value to your space, expanding your range outdoors.

We not only want to provide you with a heater that fits in your space, but we also want to make sure it belongs there. Eurofase's team can help you customize the heater décor plates with our metal laser cutting capabilities that can produce special shapes and letterings to spark your uniqueness.

Eurofase Heating takes pride in our designs and stands at the forefront of innovation, passion, providing our customers with exactly what they need.



*Customization is subject to approval



It's up to *hue!*

Our customization abilities do not end at metal laser cutting of décor plates. With our resources, we can accommodate a large assortment of custom colors to visually enhance your space based on your needs.

From the design concept to product engineering, Eurofase Heating can manufacture and produce your custom design.

Get in touch with one of our dealers to get your Eurofase Heating Heater customized.




AAMA 2603

5 Years Southern Florida Sun Rating.
Powder Coat finishes are super high durable for exterior coating protection.



Flush Mount Kit

The flush mount option from Eurofase Heating is a fan favorite for interior designers, architects and engineers for a seamless and stylish look for any space.



Convert any of our heaters into a recessed heater for the added architectural appeal and minimalistic look!

FUN FACT *Did you know?*

Infrared heaters are one of the easiest ways to introduce a heating system into your home. It can be installed by an electrician quickly without any extra pipework that a gas heater may require.


FINISH	1500W, 4000W & 5000W	6000W
● Stainless Steel	EF39FMPFS	EF61FMPFS
● Black	EF39FMPFB	EF61FMPFB
○ White	EF39FMPFW	EF61FMPFW

*Note that décor plates should not be used with the flush mount kit.

High Temp. Whip

As one of the leading manufactures of infrared heaters, Eurofase Heating continues to innovate and bring solutions to the industry. Available in multiple lengths, our 4-wire high temperature whip is resistant to rust, cracks and heat damage.

ITEM NO.	DESCRIPTION
EFHTW10	10' 4-Wire High Temperature Whip
EFHTW15	15' 4-Wire High Temperature Whip
EFHTW20	20' 4-Wire High Temperature Whip
EFHTW30	30' 4-Wire High Temperature Whip
EFHTW40	40' 4-Wire High Temperature Whip
EFHTW50	50' 4-Wire High Temperature Whip
EFHTW75	75' 4-Wire High Temperature Whip



Pole Mounts

The pole mount option from Eurofase Heating is an excellent way to direct heat when wall or ceiling mounting is not an option. Standing 8' high, Eurofase Heating offers a single and double mount that can be angled to 0°/15°/30°/45°/60° degrees to ensure you get the perfect angle.

ITEM NO.	DESCRIPTION
EF3908PMW	8' Pole Mount, Single 39", White
EF3908PMB	8' Pole Mount, Single 39", Black
EF6108PMW	8' Pole Mount, Single 61", White
EF6108PMB	8' Pole Mount, Single 61", Black
EF3908PMDW	8' Pole Mount, Double 39", White
EF3908PMDB	8' Pole Mount, Double 39", Black
EF6108PMDW	8' Pole Mount, Double 61", White
EF6108PMDB	8' Pole Mount, Double 61", Black

*Custom sizes available. Please contact us to know more.

**FUN
FACT**

*Did
you know?*

Through infrared heaters you can enjoy similar effects of natural sunlight without having to expose yourself to harmful UV rays!



8' Single Pole Mount for 61" heater, Black
#EF6108PMB



8' Double Pole Mount for 39" heater, White
#EF3908PMDW



Take control of your outdoor living

Step Outside with Eurofase

Control Box


The Universal Relay Control Box by Eurofase Heating makes managing your comfort zone easier. It helps control multiple heaters and furthermore creates varied heat zones throughout your space. This control box is a highly recommended addition for residential and commercial spaces. Modify each area with precise temperature conditions easily and all in one place.



From timers and dimmers to a combination of both, Eurofase Heating's control box is a great addition to any heating project. With endless possibilities, it only makes sense to have the proper tools to control and regulate these functions for a streamlined experience.

Item No.	Description
EFURCB24M1	Universal Control Box, 120V-240V Multi Input, 1 Zone
EFURCB24M2	Universal Control Box, 120V-240V Multi Input, 2 Zone
EFURCB24M3	Universal Control Box, 120V-240V Multi Input, 3 Zone
EFURCB24M4	Universal Control Box, 120V-240V Multi Input, 4 Zone
EFURCB48M1	Universal Control Box, 277V-480V Multi Input, 1 Zone
EFURCB48M2	Universal Control Box, 277V-480V Multi Input, 2 Zone
EFURCB48M3	Universal Control Box, 277V-480V Multi Input, 3 Zone
EFURCB48M4	Universal Control Box, 277V-480V Multi Input, 4 Zone

- 3-year warranty
- Made in Canada
- ETL listed / certified through rigorous testing
- NEMA 4 rated to withstand indoor / outdoor installations
- 0-100% dimming capabilities
- Control multiple heaters and create zoning
- Compatible with:
 - **LUTRON**
 - **CRESTRON**
 - Control4
 - › Smart Dimmers
 - › Any 0-10V dimming controller
 - › Any on/off switch



How does it *work?*

Our Universal Relay Control Box is available to QuickShip in 1, 2, 3, or 4 zone configurations. For custom configurations please contact us to discuss your project's needs.

Our control box can be ordered in 120V-240V and 277V-480V. It is important that the voltage of your heater(s) align with the voltage of the control box. Wattages do not need to match, however the total combined amperage per zone(s) **cannot exceed 50 amps**.

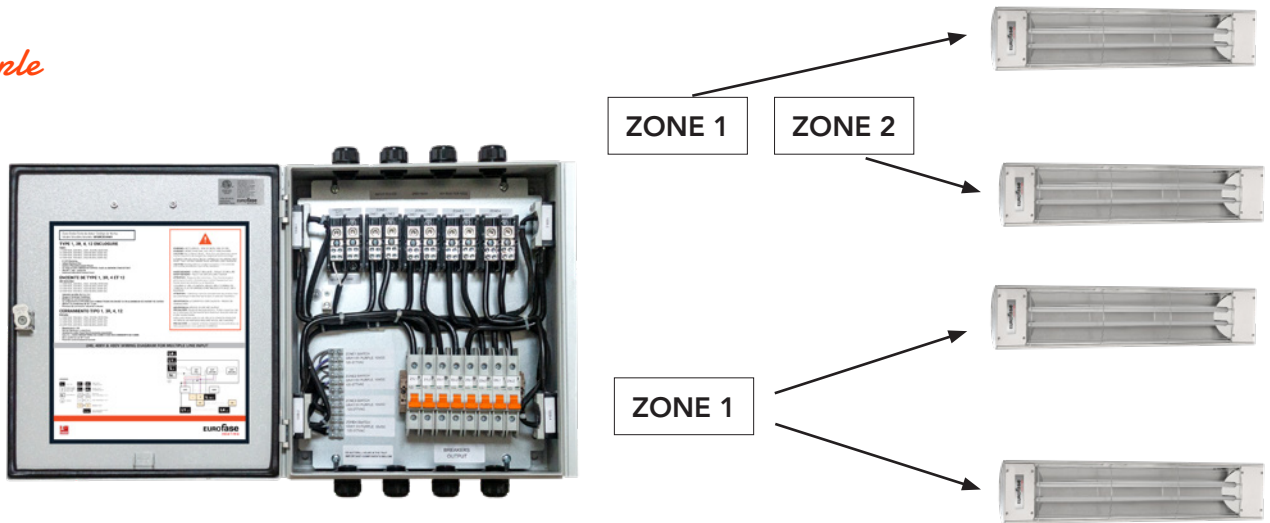
MAX NUMBER OF HEATERS PER ZONE BY WATTAGE AND VOLTAGE

	208V*	240V	277V*	480V*
4000W	2	2	3	5
5000W	2	2	2	4
6000W	1	2	2	4

* Load calculation may change on a 3-phase system feed.

Heaters that are combined in zones will be controlled together. This means if you have (2x) 6000W heaters and you want to control them together, you can use a one-zone box. To control individual heaters, you would need a box that contains multiple zones.

Example



Do you have a home automation system?

The control box is pre-built to integrate with most smart systems such as Lutron, Crestron, Control4 and Smart Switches.





Timers + Dimmers

TIMER
(ONLY)



SKU#: EFSWT

DIMMER
(ONLY)



SKU#: EFSWD

TIMER WITH DIMMER
(COMBINATIONS UP TO 1 TIMER + 4 DIMMERS)



SKU#: EFSWTD1



SKU#: EFSWTD2



SKU#: EFSWTD3



SKU#: EFSWTD4

Switches



EFSSPS1



EFSSPW2

*Both switches available in stainless steel and white

Single Paddle Switch

A single paddle switch allows you to control your single-element heater on and off. This product is available in white and stainless steel for indoor or protected outdoor use.



EFSWPS



EFDWPW

*Both switches available in stainless steel and white

Single and Dual Duplex Switch

A single duplex switch allows you to control both elements of your dual-element heater and optimize the heat that it emits. If you have two heaters installed, a dual duplex will help you control both of the heaters and their elements separately. They are ideal in indoor settings or protected outdoor areas.



EFSWWPS



EFDWWPW

*Both switches available in stainless steel and white

Weatherproof Recessed Switch

Our single and dual duplex switches are available with weatherproof outdoor covers, allowing you to control your heaters, and keep your switches clean and safe from the outdoor environment. This convenient addition is suitable for recessed applications to accommodate your desired outdoor aesthetic and functional requirements.



EFSOWPS























EFDOWPW


*Both switches available in stainless steel and white

Weatherproof Surface Mount Switch

Our single and dual duplex switches are available with weatherproof outdoor covers, allowing you to control your heaters and keep your switches clean and safe from the outdoor elements. This convenient addition is suitable for surface mount applications to accommodate your desired outdoor aesthetic and functional requirements.

AVAILABLE SWITCHES

		INSTALLATION	LOCATION	WORKS WITH SINGLE ELEMENT HEATER	WORKS WITH DUAL ELEMENT HEATER
Single Paddle Switch					
EFSSPS1 (STAINLESS STEEL) EFSSPW1 (WHITE)		IN-WALL		✓	✗
EFSSPS2 (STAINLESS STEEL) EFSSPW2 (WHITE)		IN-WALL		✓	✓
EFSSPS3 (STAINLESS STEEL) EFSSPW3 (WHITE)		IN-WALL		✓	✗
EFSSPS4 (STAINLESS STEEL) EFSSPW4 (WHITE)		IN-WALL		✓	✓
Duplex/Stacked Switch					
EFSWPS (STAINLESS STEEL) EFSWPW (WHITE)		IN-WALL		✓	✓
EFDWPS (STAINLESS STEEL) EFDWPW (WHITE)		IN-WALL		✓	✓
Weatherproof Recessed Switch					
EFSWWPS (STAINLESS STEEL) EFSWWPW (WHITE)		IN-WALL		✓	✓
EFDWWPS (STAINLESS STEEL) EFDWWPW (WHITE)		IN-WALL		✓	✓
Weatherproof Surface Mount Switch					
EFSOWPS (STAINLESS STEEL) EFSOWPW (WHITE)		SURFACE MOUNT		✓	✓
EFDOWPS (STAINLESS STEEL) EFDOWPW (WHITE)		SURFACE MOUNT		✓	✓



Inspired by Eurofase's Admiral's metal rivet accents & filigreed metal design



Detailed metal rivet accents & filigreed metal design completes the aesthetics of the Admiral

By the way...

Did you know that some of the Eurofase Heating heater décor plate designs are inspired by Eurofase's lighting fixtures?

For smooth integration and a harmonious design of your space, combine our lighting and heater lines to stay warm and toasty outside, while staying in style.





Admiral

LED bands of integrated light beam through intricate filigreed metalwork that acts as a unique way to diffuse light. An inviting warmth radiates from this successful collection, spawning a further expansion of this family with outdoor pieces. Matte black, rich brass, and decorative gold rivets are paired beautifully in contrast with the dark perforated lens.

A **ADMIRAL 31" LED Wall Sconce**
 42711-018
 W: 5.25" | H: 31" | EXT: 3.75"
 60W LED
 3000K
 780 Delivered Lumens
 Dimmable
 Wet Rating

B **ADMIRAL 61" Electric Dual Quartz Element Heater, Black**
 EF60240B7
 W: 61.26" | H: 8.17" | EXT: 6.36"
 6000W
 240V

*See more of the Admiral
 collection in our Eurofase
 Heating Lighting Catalog*


The think pad

Quick tips

39" HEATER Representation

TABLE Representation

Want some help with your design?
Visit: EurofaseHeating.com



One block = 1' 39"  61" 

Our *promise* to you

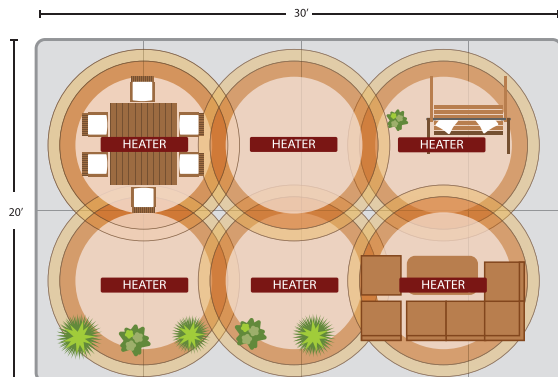
We are incredibly proud of our quality and craftsmanship and offer an industry-leading warranty on all our products. If your Eurofase Heating products ever disappoint, simply give us a shout and we will repair or replace our products within 3 years from the date of purchase.

EUROfase
HEATING



Example: Heating a Patio for Full Coverage

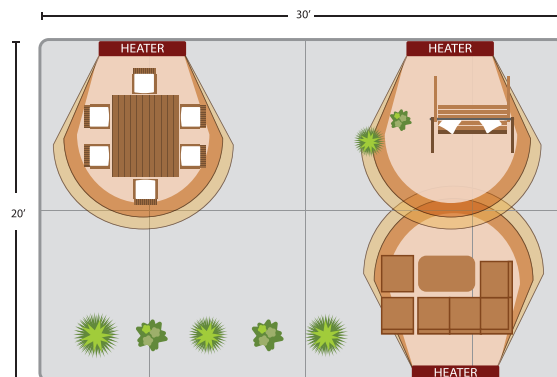
- 30' x 20' outdoor space
- 10' mounting height
- Flat ceiling, looking to recess unit
- Full coverage



Recommendation: (6) 6k watt units with recessed frames,
(3) dual duplex switches, slight overheat.

Example: Heating a Patio for Spot Coverage

- 30' x 20' outdoor space
- 10' mounting height
- Looking to wall mount unit
- Specific seating and dining area heat coverage



Recommendation: (3) 6k watt units, (3) single switches.

Step Outside with Eurofase

EUROfase
HEATING

info@EurofaseHeating.com
1-800-660-5391

T. 905.695.2055
F. 905.695.2056

33 West Beaver Creek,
Richmond Hill, ON L4B 1L8